

# Child Care Resource and Referral

Doing Business as Families First of Minnesota


Head Start Annual Report to the Public  
Program Year 9/1/18-8/31/19



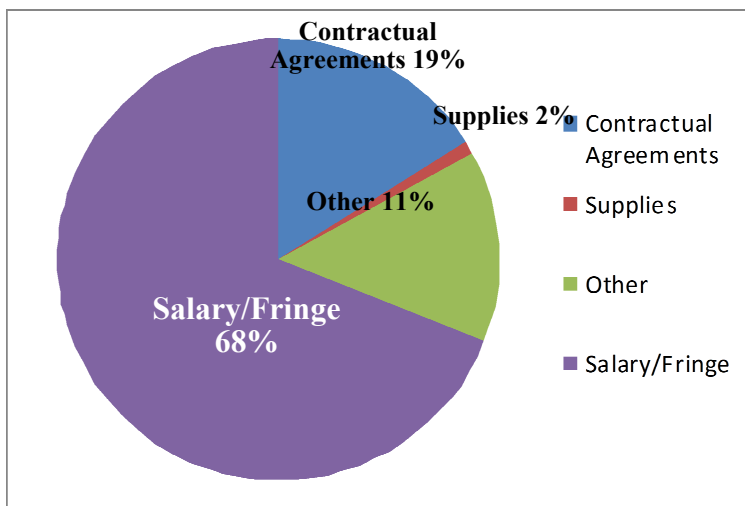
## Funding Sources

The following chart shows a breakdown of dollars, financial source, Program account and designated use of funds:

Source	Designated Use	Amount
Federal	General Operations	\$ 6,348,409
State	General Operations	\$ 699,901
United Way	General Operations	\$ 55,836
USDA	Food Reimbursement	\$ 350,000
State	Early Learning Scholarships	\$ 225,230
State	State Literacy Grant	\$ 301,500
<b>TOTAL</b>		<b>\$ 7,980,876</b>



## Budget




Find us at:

126 Woodlake Dr. SE  
Rochester, MN 55904

(507) 287-2020

[www.familiesfirstmn.org](http://www.familiesfirstmn.org)



## Enrollment

	Federal	State	State Early Learning Scholarships	United Way	Total
Funded Enrollment	488	59	25-Summer Only Enrolled Children	7	554

**Average monthly enrollment: 100% of funded enrollment**

**Percent of eligible children served: 33% of children birth through four years**

## Monitoring Review

The CCRR Head Start program received a ERSEA (Eligibility, Recruitment, Selection, Enrollment, Attendance) review in 16/17. No areas of noncompliance were found.

**Audits**— The link to our latest financial audit is:

[Financial Audit 2018](#)

## Percentage of enrolled children that received medical and dental exams

76% of enrolled children received dental exams

91% of enrolled Head Start children are up to date on a schedule of medical care

## Parent Involvement Activities

100% of families received emergency/crisis assistance and/or education services.

## Agency Efforts to Prepare Children for School

The four year old children served in the Families First of Minnesota Head Start in 18-19 began the year at an average of 63% falling within the widely held expectations for their age across the developmental domains of social/emotional, physical, cognitive and language. In the spring, the children demonstrated progress that was on average of 83% within the widely held expectations for their age. The significance of this progress is further highlighted by the understanding that only 47% of the children had English as their primary home language.

***To all our donors, community partners and volunteers . . . THANK YOU!***